

BC Student  
Out

2012-13

# REPORT OF FINDINGS





































Very good or good ■ Adequate ■ Poor or very poor





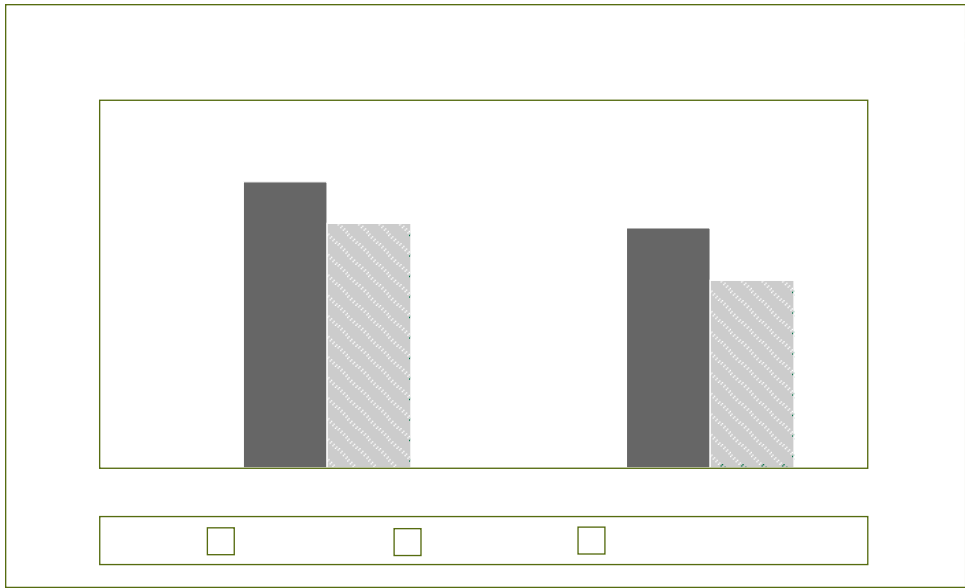




Under 25

25 or older





Note: Percentages are based on those who took further studies. Respondents were allowed to choose more than one type of further study; percentages add to more than 100.









Note: Percentages above are based on employed respondents. Age is at the time of the survey.

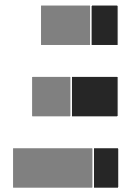
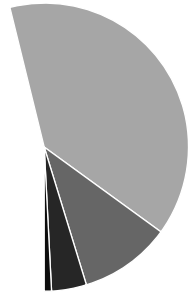


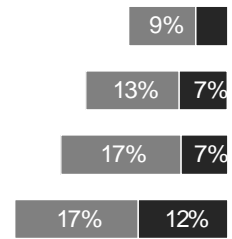
[Redacted]  
[Redacted]

[Redacted]  
[Redacted]










- Very helpful or helpful
- Somewhat helpful
- Not very or not at all helpful

Note: The percentages above exclude those who said the skill ~~was~~ not applicable.



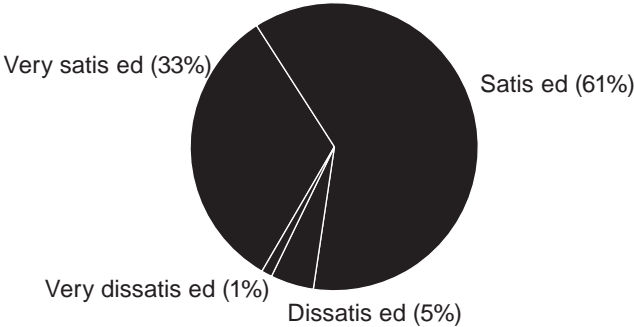
- Very helpful or helpful
- Somewhat helpful
- Not very or not at all helpful

Note: The percentages above exclude those who said the skill ~~was~~ not applicable.

ESL respondents gave high ratings to various aspects of their courses

Very good or good    ■ Adequate    ■ Poor or very poor

Most respondents were satisfied with the ESL courses they took








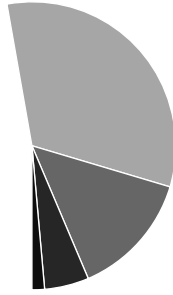


Note: Percentages are based on those who took further studies. Respondents were allowed to choose more than one type of further study; percentages add to more than 100.

























%-

6

[Redacted]

[Redacted]

[Redacted]

[Redacted]

[Redacted]

[Redacted]

[Redacted]

[Redacted]

[Redacted]

[Redacted]

[Redacted]

5 4 R R 5

Web

BC Institute of Technology - ABE	98	60	61%	45%	16%
BC Institute of Technology - ESL	117	70	60%	41%	19%
Camosun College - ABE	479	227	47%	36%	11%
Camosun College - ESL	145	81	56%	35%	21%
Capilano University - ABE	294	127	43%	37%	6%
Capilano University - ESL	34	19	56%	47%	9%
College of New Caledonia - ABE	143	87	61%	44%	17%
College of New Caledonia - ESL	15	9	60%	40%	20%
College of the Rockies - ABE	55	28	51%	36%	15%
College of the Rockies - ESL	8	2	25%	13%	13%
Douglas College - ABE	97	47	49%	41%	7%
Douglas College - ESL	158	83	53%	40%	13%
Kwantlen Polytechnic University - ABE	350	151	43%	35%	8%
Kwantlen Polytechnic University - ESL	183	85	46%	36%	11%
Langara College - ABE	84	33	39%	29%	11%
Langara College - ESL	111	64	58%	25%	32%

Nicola Valley Institute of Technology - ABE 899 53% 7%

BCo7(r)12(2 th7(e)-13r)-117sollege - ESL

Nic9(llo7(r)-12(y th79)-63(e-11(tit)9(o)-8(6(mmun)-30(y)1 8(o)-8(II)-6(e)-12(g)-6(e ofE))-6(E)-4002(9)-30(0)-116132)18(3)-6196(58

Ctik13(g)anagan 8((ewo7(a )-6(5)-12(g)-6(5 - E)-8(7)4(5)-11277(6)52(ti-610553)31(7)2(087(8)5229)-13(%))T955(4)1859)57(9)-38

Ctik130006 9w 0 -1.661323 4(%)-49ve%ouglas Co(3)-8(E)7 - ABo(3)-8(E-1370)(3)11(5.00021Tw)-8(II)-6(e -1845(1)2

